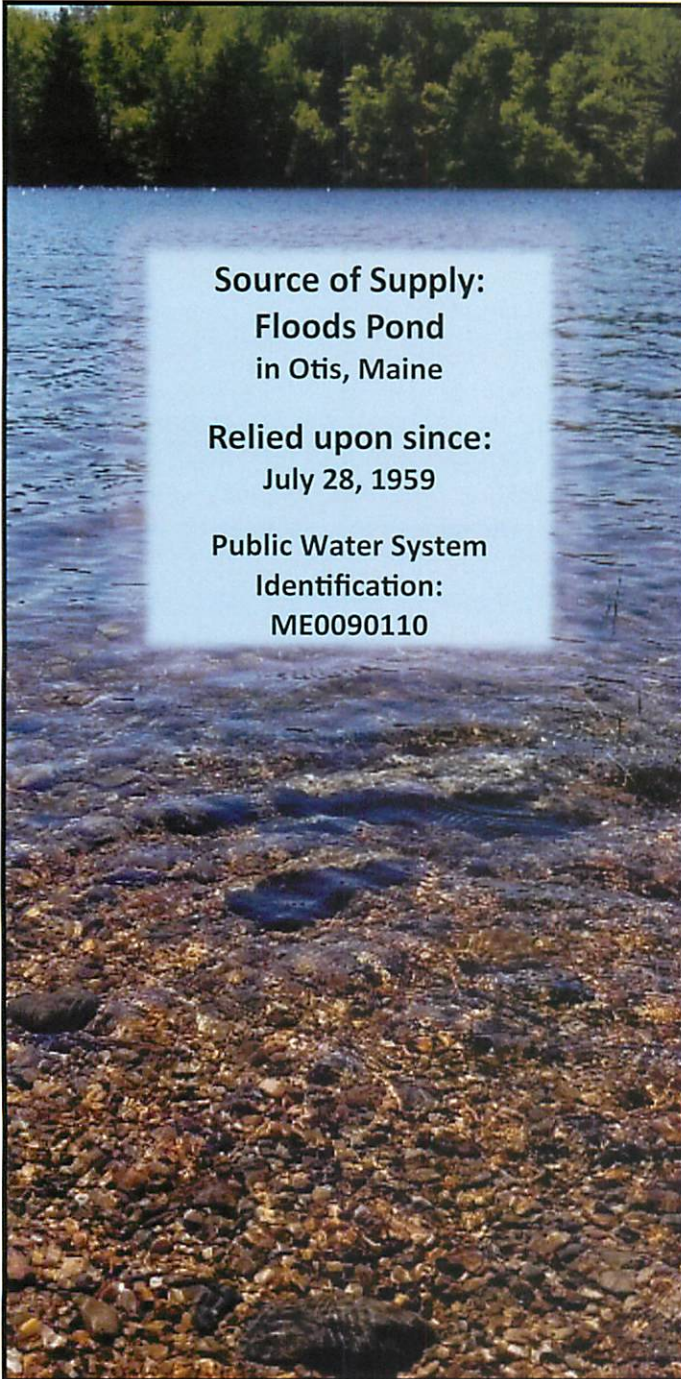




BANGOR WATER

2019 Water Quality Report




Source of Supply:
Floods Pond
in Otis, Maine

Relied upon since:
July 28, 1959

**Public Water System
Identification:**
ME0090110

YOUR drinking water is SAFE!

We provide this Water Quality Report once a year to keep you informed of the protection, treatment, and safety of your drinking water. The most important details are presented here, and additional information is available on our website, www.bangorwater.org. If you have further questions, please call, email, or visit during business hours. Your continued support is greatly appreciated. We thank you!



Full Compliance in 2019

Bangor Water meets all drinking water regulations administered by the Environmental Protection Agency (EPA) in accordance with the Safe Drinking Water Act.

Sources of Drinking Water

The sources of drinking water include rivers, lakes, ponds, and wells. As water travels over the surface of land or through the ground, it dissolves naturally occurring minerals and radioactive material. Water can also pick up substances resulting from human or animal activity. Bangor Water makes every effort to protect the Floods Pond watershed to minimize potential sources of contamination to your drinking water. Careful monitoring of our supply keeps us aware of exactly what is and is not present, and we effectively apply treatment to ensure safe drinking water for you and all of our consumers.



Your tap water is delivered without the worry...

Since the summer of 1959, Floods Pond has yielded a consistent supply of water so clean and clear that it does not need to be filtered. Water from this surface supply is treated and made safe to drink using ozone and ultraviolet light disinfection systems. Chloramines are added as secondary protection in the distribution system pipes. The treatment process includes pH adjustment for corrosion control and the addition of a small amount of fluoride for dental health. The source water protection plan in place for Floods Pond allows us to receive additional waivers as appropriate. Our most recent (three-year) waiver for testing synthetic organic compounds (SOCs), was renewed in 2017. Industrial sources of SOCs are not found within a half-mile radius of the water source. In regard to **perfluoroalkyl and polyfluoroalkyl substances** (PFAS), those are being found at low levels in some drinking water supplies. Fortunately, sources of PFAS have never existed in or around Floods Pond, and as a result, PFAS have never been found in our drinking water.

What does all of this mean?


It means your drinking water is safe!

Your drinking water met or surpassed all state and federal drinking water quality requirements in 2019. Thanks to the pristine nature of Floods Pond, very few regulated compounds are found in the water before or after it is treated. For a complete listing of all substances tested for, but not found in your drinking water, please visit our website, www.bangorwater.org.



Low Risk of Contamination

The Maine Drinking Water Program (DWP) has evaluated all public water supplies as part of their Source Water Assessment Program (SWAP). The assessments include geology, hydrology, land uses, water testing information, and the extend of land ownership or protection by local ordinance to see how likely our drinking water source is to being contaminated by human activity in the future. The DWP's report on Floods Pond concludes that it is at **low** risk of contamination. If interested, you may view the SWAP report at Bangor Water's business office.



2019 Water Test Results Before Treatment

Compound	MCLG	MCL	Result ¹	Range	Source
Turbidity (NTU)	N/A	5	0.87	0.30 - 0.87	Natural suspended particles

2019 Water Test Results After Treatment

Disinfectant	MRDLG	MRDL	Result ¹	Range	Source
Chloramines (mg/L)	4	4	2.94	2.38 - 2.94	Water disinfectant

Compound	MCLG	MCL	Result ¹	Range	Source
Barium (mg/L)	2	2	0.0014	N/A	Erosion of natural deposits
Copper (mg/L) ²	1.3	AL > 1.3	0.14	N/A	Corrosion of household plumbing
Fluoride (mg/L) ³	4	4	0.8	0.6 - 0.8	Additive for dental health
Haloacetic Acids (µg/L) ⁴	N/A	60	21.50	13.00 - 34.00	Byproduct of water chlorination
Lead (µg/L) ⁵	0	AL > 15	2.21	N/A	Corrosion of household plumbing
Trihalomethanes (µg/L) ⁴	N/A	80	12.35	0.00 - 41.00	Byproduct of water chlorination
Uranium (µg/L)	0	30	0.53	N/A	Erosion of natural deposits

Definitions

AL: Action Level: The concentration of a contaminant that, if exceeded, triggers treatment or other requirements that a water system must follow.

LRAA: Locational Running Annual Average: A 12-month rolling average of all quarterly samples at specific sampling locations. Calculation of the LRAA may contain data from the previous year.

MCL: Maximum Contaminant Level: The highest level of a contaminant that is allowed in drinking water.

MCLG: Maximum Contaminant Level Goal: The level of a contaminant in drinking water below which there is no known or expected risk to health.

mg/L: Milligrams per liter or parts per million (ppm).

MRDL: Maximum Residual Disinfectant Level: The highest level of a disinfectant allowed in drinking water. There is convincing evidence that addition of a disinfectant is necessary for control of microbial contaminants.

MRDLG: Maximum Residual Disinfectant Level Goal: The level of a drinking water disinfectant below which there is no known or expected risk to health. MRDLGs do not reflect the benefits of the use of disinfectants to control microbial contaminants.

NTU: Nephelometric Turbidity Unit: A measure of the amount of light scattered by suspended particles in water.

RAA: Running Annual Average: A 12-month rolling average of all monthly or quarterly samples at all locations. Calculation of the RAA may contain data from the previous year.

µg/L: Micrograms per liter or parts per billion (ppb).

Secondary Standards

These limits are established to protect aesthetic qualities in drinking water, and **do not** present a health risk.

Compound	Result ¹	Limit
Chloride (mg/L)	6	250
Color (units)	5	15
Copper (mg/L)	0.0016	1
Hardness (mg/L)	5.7	500
Iron (µg/L)	not detected	300
Manganese (µg/L)	2.6	50
Silver (µg/L)	not detected	100
Sodium (mg/L)	14	100
Sulfate (mg/L)	2	250
Zinc (mg/L)	0.0012	5

Footnotes

¹ The results shown represent the highest value obtained in 2019 unless otherwise noted.

² 90th percentile result (2019), none of the 30 homes tested exceeded the copper action level.

³ For those systems that fluoridate, fluoride levels must be maintained between 0.5 to 1.2 mg/L. The optimum level for fluoride in drinking water is 0.7 mg/L.

⁴ Highest LRAA result from April 2018 - October 2019 and range of all 2019 results.

⁵ 90th percentile result (2019), none of the 30 homes tested exceeded the lead action level.

We would like to hear from you!

Bangor Water staff conducted a variety of activities related to water quality during 2019. If you wish to provide feedback, you can contact us:

- 1) By visiting our business office at 614 State St. in Bangor, ME, our hours are 7:00 a.m. - 3:30 p.m. Monday - Friday, excluding holidays.
- 2) By mail at P.O. Box 1129, Bangor, ME 04402-1129.
- 3) Online at www.bangorwater.org, and also on Facebook.
- 4) By email at dpage@bangorwater.org
- 5) By telephone at (207) 947-4516 ext. 220, or by fax at (207) 947-5707.
- 6) At the District's Board of Trustees meetings held at 614 State St. on the 3rd Tuesday of every month beginning at 3:45 p.m.



Health Information From EPA

Drinking water, including bottled water, may reasonably be expected to contain at least small amounts of some contaminants. The presence of contaminants does not necessarily indicate that water poses a health risk. More information about contaminants and potential health effects can be obtained from the Environmental Protection Agency Safe Drinking Water Hotline at 1-800-426-4791. You may also direct questions to the Maine Department of Health and Human Services Drinking Water Program at (207) 287-2070.

Some people may be more vulnerable to contaminants in drinking water than the general population. Immuno-compromised persons, such as persons with cancer undergoing chemotherapy, persons who have undergone organ transplants, people with HIV/AIDS or other immune system disorders, some elderly, and infants can be particularly at risk from infections. These people should seek advice about drinking water from their health care providers. EPA/CDC guidelines on appropriate means to lessen the risk of infection by *Cryptosporidium* and other microbial contaminants are available from the Safe Drinking Water Hotline or online at: <http://www.epa.gov/safewater/hotline/>.

Understanding Where Lead Comes From

Lead is not found in Floods Pond; there is no lead in the water when it leaves the treatment facility; and Bangor Water uses piping and materials that do not add lead to water. None of the homes in our system have an external lead service line.

Since 1992, we have monitored homes known to have lead solder and other internal lead plumbing components. Results of our monitoring program guide our corrosion control treatment. Bangor Water is responsible for providing high-quality drinking water, but cannot control the variety of materials used in internal home plumbing components. You can reduce your potential exposure to lead by replacing your older household lead-containing components with new "lead-free" varieties.

If present, elevated levels of lead can cause serious health problems, especially for pregnant women and young children. Lead in drinking water is primarily from materials and components associated with internal home plumbing.

If you are concerned about lead in your water, you may wish to have your water tested. Information on lead in drinking water, testing methods, and steps you can take to minimize exposure is available from the Safe Drinking Water Hotline or online at www.epa.gov/safewater/lead.



When water has been sitting unused for several hours, you can minimize any potential lead exposure by flushing your cold water tap for 2 to 3 minutes before using it for drinking or cooking.